



## Portland Daylight Express 2015

The 2015 NMRA National Convention (PDX2015), will be held in Portland, Oregon, on August 23 – 29, 2015. Although the preferred and easiest way to register and sign-up for tours is to go to our webpage and fill out the forms there, this information packet is provided so you can have a paper

copy of much of what we have available at our convention. This Information Packet includes information for all of the Layout Tours, Prototype Tours, General Interest and Non-Rail Tours. But you will always find the most up-to-date and complete listing of information on our website [www.nmra2015portland.org](http://www.nmra2015portland.org)

### Timing of the Availability of Tour and Hotel Registrations

Keep in mind that the PDX2015 convention will be held 6 weeks later than typical recent NMRA National conventions. We are working hard on our program but are planning to release information for tours, clinics and hotel reservations later than has been typical in the past. We will notify those who have already registered before we announce this information on our website as thanks for their early support of our convention. We encourage you to register as soon as you can so that you will receive early notice too. Tour information will be posted on our website in early March, with notices going out to preregistrants before that time. The convention hotel will also open for our group discounted registration at about the same time. We will post our registration code when hotel registration is open.


### Convention Activities

All of the Convention activities, including clinics, contests, auction and tour dispatching will be at the DoubleTree by Hilton Portland Hotel. The National Train Show® (NTS), will be in the Portland Expo Center, a few miles away from the Convention Hotel. Transportation will be provided to attendees during the run of the NTS.

### Convention Hotels

The PDX2015 official Convention Hotel, The DoubleTree by Hilton Portland is located on the near eastside, across the street from the Lloyd Center Mall. The hotel is on Portland's Tri-Met MAX Light Rail line and is directly accessible by light rail from both the Portland International Airport and Union Station, Amtrak's terminal in Portland. Our hotel has blocked rooms for our convention. We will be providing a registration code for the use of our attendees just as soon as the hotel is ready to process reservations. Please don't call the hotel before we provide the code because they won't be able to help you. There are plenty of rooms available to us, so don't worry if you register promptly after we issue the code.

### Tours

**Ordering Tours:** After you have reviewed this package and decided which tours you want to sign up for, go to our website and sign in, and order them online. Please indicate the quantity and the program will calculate the cost for each tour or event on the Order Form. The industrial tours will be in an industrial environment and many will require walking and climbing up and down stairs. Consider your physical limitations and whether they will prevent you from managing the tour. We won't issue refunds for tours taken that prove too strenuous for an attendee. Also plan to wear appropriate clothing (no shorts) and shoes (no thongs or open toe shoes) to fit the nature of the tour you are taking. Boxed lunches on longer tours are provided by Subway. Tours we have confirmed as Handicapped Accessible are noted with  symbol as well as comments about other requirements.

For layouts, it is noted in the layout descriptions. Please let us know

in advance of you have special needs on tours, and we will do what we can to accommodate those needs.

**Cancellation:** Our refund policy is on the Convention website at [www.nmra2015portland.org](http://www.nmra2015portland.org). If you do not have Internet access and want a copy, please contact us.

**Tours Numbering System:** Understanding the tour numbering system will help with ordering. "C" indicates extra cost Clinics, "F" indicates Food functions, "G" indicates General Interest and Non-Rail Tours, "L" indicates Layout Tours, "P" indicates Prototype and Industrial Tours. Event identification letters are followed by three digit numbers, first digit is the day of week (i.e. 1xx=Sunday, 2xx=Monday, etc.) while the following two digits are unique to each event.

## MODELING WITH THE MASTERS

**MWTM Sunday, Aug. 23**  
**Building Structures with Card and Paper**  
**C190 5:30PM to 10:00PM All Scales \$48.00**

Lead Instructor: Jim Gore MMR;  
assisted by Peter Youngblood, MMR, Clark Kooning, MMR, and Fred Headon, MMR

Jim Gore, MMR, will take you on an amazing journey into Cardstock and Paper buildings. This hands-on clinic is all about building structures from paper which has been printed to look like a building. This clinic will cover the construction of a basic cardstock kit. He will cover printing, cardstock selection, and tools and techniques and some detailing and weathering ideas for cardstock in general. You will be amazed at how real these card stock buildings look. And yes, we will build a structure - "The Silver City Nevada Mine Shed" from Clever Models.

Required Tools:

- # 1 Xacto knife with new #11 blades
- Extra new #11 blades
- Self-healing cutting mat 8 1/2" x 12" (or larger is fine)
- Fine-tipped forceps ("tweezers" not a hemostat)
- #2 or smaller stiff-bristled paint brush

**MWTM Monday, Aug. 24**  
**Scratch Building a Small Culvert type Bridge**  
**C291 8:00AM to Noon HO/N \$35.00**

Lead Instructor: Clark Kooning, MMR;  
assisted by Peter Youngblood, MMR, Fred Headon, MMR, and Jim Gore, MMR

Clark Kooning, MMR, and the MWTM team will provide you with the knowledge to build a small bridge with structural elements out of Styrene and wood. This small but effective bridge would be used in many situations where the railroad would cross small drainage ditches or small dry river beds. You will be shown how to build using styrene elements plus the use of wood for the abutments. You will learn how to stain wood and use Pan Pastels to add color to your scratchbuilt bridge. In addition, you will learn about applying the small details which make this bridge come alive.

Required Tools:

- Hook tip tweezers
- Steel straight edge
- Straight tip tweezers
- Xacto saw fine blade with Miter Box
- #1 Xacto Knife with FRESH #11 blades
- FRESH single edge razor blade
- 12" Steel ruler graduated in scale feet (for your scale)
- Small triangular hobby square
- Emery boards (the ones women use to file their nails)
- 1 (000) Sable paint brush (also called Natural paint brush)
- Self-healing cutting mat 8 1/2" x 12" (or larger is fine)
- Toothpicks
- Assorted Paint brushes
- Sanding stick or flat file

### Scratch Building with Balsa Foam

**C292 1:00PM to 5:30PM HO/O \$48.00**

Lead Instructor: Peter Youngblood, MMR;  
assisted by Clark Kooning, MMR, Jim Gore, MMR, and  
Fred Headon, MMR  
Peter Youngblood, MMR, will take teach you all about Balsa Foam.  
This material is a plastic foam that carves like butter, paints like  
wood and has countless model railroad applications in all scales.  
Using this amazing material you'll build a single track concrete pe-  
destrian underpass and learn how to make bridge abutments, retain-  
ing walls, signal pedestals, platforms, and much more.

#### Required Tools:

- # 1 Xacto knife with new extra #11 blades
- 12" Steel ruler graduated in scale feet
- # 11 Xacto blades (5 pack)
- Small triangular hobby square
- # 17 X-acto lightweight chiseling blade
- Emery boards
- Razor Saw w/fine tooth blade
- 1 package Handy Wipes
- Self-healing cutting mat 8 1/2" x 12" or larger

### Introduction to Plastic Structures & Painting with Acrylics and Pan Pastels (Part A of 2)

**C293 7:00PM to 10:30PM HO \$55.00**

Lead Instructors: Fred Headon, MMR and Clark Kooning, MMR;  
assisted by Peter Youngblood, MMR and Jim Gore, MMR  
Fred Headon, MMR, will take you thru the steps of building a Plastic  
Structure for the first time. This is a great project for those who are  
new to building structures and those who have lots of experience.  
This clinic is not just about building a plastic structure kit; it is also  
about the new ways of painting these types of plastic kits. You will  
be taught to use Acrylics or craft type paint plus the use of Pan Pas-  
tels as a whole new way of painting a structure. You will be amazed  
at what you can do simply with a brush and a sponge. You will be  
assisted by 3 other MMRs during your hands-on experience. This is  
a two (2) part clinic. In the first clinic session, you will learn to as-  
semble the kit project and apply the basic paint foundation. Due to  
the need for drying time, we will then have a second session on  
painting the structure with Acrylics and Pan Pastels. (Fee paid also  
covers Part B - below.)

#### Required Tools:

- Self-healing cutting mat 8 1/2" x 12" or larger
- #1 Xacto knife with NEW #11 blades
- Extra new #11 blades
- NEW single-edge razor blades
- Tweezers – straight tip, hooked tip
- Sanding stick and/or flat file

**MWTM Tuesday, Aug. 25**

### Introduction to Plastic Structures & Painting with Acrylics and Pan Pastels (Part B of 2)

**C394 8:00AM to 11:30AM HO \$ paid as C293**

This session continues from part A. Fee paid for part A covers part  
B. You must participate in both parts of this project.  
Part B is painting the item from Part A.

Lead Instructors: Fred Headon, MMR and Clark Kooning, MMR;  
assisted by Peter Youngblood, MMR and Jim Gore, MMR  
Fred Headon, MMR, will take you through the steps of building a  
Plastic Structure for the first time. This is a great project for those  
who are new to building structures and those who have lots of ex-  
perience. This clinic is not just about building a plastic structure kit;  
it is also about the new ways of painting these types of plastic kits...  
Due to the need for drying time, in part two of this clinic, you will be  
taught to use Acrylics or craft type paint plus the use of Pan Pastels

as a whole new way of painting a structure. You will be amazed at  
what you can do simply with a brush and a sponge. You will be  
assisted by 3 other MMRs during your hands on-experience.

#### Required Tools:

- Self-healing cutting mat 8 1/2" x 12" or larger
- #1 Xacto knife with new #11 blades
- Metal cutting edge (scale rule will work)
- NEW single-edge razor blade,
- NEW #17 blade in an Xacto knife
- Tweezers – straight tip, hooked tip,
- Sanding stick and/or flat file
- 3 or 4 small (approximately 2.5 oz) weights.
- Paint brushes -
- #2 flat tip bristles, (#000 flat tip or pointed tip bristles)

### Scratch Building Loads for your Freight Cars

**C395 1:00PM to 5:30PM HO/N \$45.00**

Lead Instructor: Peter Youngblood, MMR;  
assisted by Clark Kooning, MMR, Jim Gore, MMR, and  
Fred Headon, MMR

Your lead instructor on this clinic is Peter Youngblood, MMR.  
Using styrene sheets, shapes and wood, you'll learn how to make  
removable steel coil loads and two different types of cradles to  
secure them prototypically in USRA gondolas. MWTM will sup-  
ply the appropriate car in your scale for this project.

#### Required Tools:

- # 1 Xacto knife with extra new #11 blades
- Small hobby square
- Emery boards
- Razor Saw w/fine tooth blade
- 2 Paint brushes (#00 & #3)
- 12" Steel ruler graduated in inches
- Self-healing cutting mat 8 1/2" x 12" or larger

### Introduction to Building your own Turnouts

**C396 7:00PM to 11:00PM HO/N \$48.00**  
**S/O \$55.00**

Lead Instructor: Clark Kooning, MMR;

This clinic is about using a commercial product to build turnouts.  
Clark Kooning, MMR, and the owner of Fast Tracks, Tim Warris,  
will be on hand to teach you how to use the FAST TRACK prod-  
ucts to build your very own scratch built turnout.

#### Required Tools:

- Cutting mat (should be of reasonable size. This is a must item!)
- 10" new sharp Mill Flat file, Smooth cut (not Bastard cut) (This  
is a must item! Make sure it's new!)
- Needle nose Pliers
- Short Power bar
- Tweezers
- Triangular needle file
- A small soldering iron of 25 to 35 watt for N scale, Requires  
35 watt for HO or larger (Make sure your iron has a pencil type  
tip. Recommend WELLER model WP35. This is a must item!)

**MWTM Wednesday, Aug. 26**

### Introduction to Building your own Turnouts

**C497 7:30AM to 11:30AM HO/N \$48.00**  
**S/O \$55.00**

See C396 for description.

Bring any other tools you usually use or might find useful.

Optional tools: Optivisor, extra work light. These are handy tools  
which you could use in our clinics, but it is not essential that you  
buy them just for this week. It is your option!

A good way to carry all of these tools is to buy a small inexpensive  
plastic tackle box. These are usually available at department stores  
year round.

Please note an updated tool list may be sent to you the week prior  
to the convention.

## IN HOUSE EVENTS

### Food Functions

#### **F198 Welcome to Portland Reception**

We are working on some fun and interesting ideas for a reception on Sunday evening, but at the time this went to print the details have not come together. Check our website for the latest details on this event.

#### **F495+ Ladies Luncheon, Wednesday 12:00PM-2:00PM**

We'll be holding the traditional Ladies Luncheon on Wednesday, with a guest speaker and fun activities.

See Company Store and Food Events page for menus and prices.

#### **F790+ Annual Banquet, Saturday 6:00PM-10:00PM**

We cap off the convention with a traditional banquet where you'll be able to enjoy good food, chat with old and new friends, hear an interesting keynote speaker and help honor fellow NMRA members receiving awards.

See Company Store and Food Events page for menus and prices.

### SIG Dinner

The LDSIG Dinner planning is underway for Friday evening by their leaders. As soon as the details are worked out, we'll post them and allow registration for their dinner too.

### Contests

We will have the full suite of contests at PDX2015.

You can read details and download forms at [www.nmra.org/contests](http://www.nmra.org/contests)

### Non Rail Events

We have started arranging a variety of non-rail clinics and so far the choices are fabulous! We have speakers on a number of topics including medicare fraud, cultivating roses, chocolate making and one person's experience with her husband's growing railroad. There will be crafts to make and take as well as just sit back and learn. The yoga classes are for those with little or no experience. The hotel chef will be doing a demonstration for us! The list is growing but we are also looking for clinicians interested in showing their expertise.

Please notify [nonrail@nmra2015portland.org](mailto:nonrail@nmra2015portland.org) if you have any bright ideas as soon as possible!

### Company Store

Our company store will be offering convention souvenirs, including shirts, coffee mugs, convention cars.

### Clinics

Topics covered will be very wide ranging, including railroad history, operations, etc. as well as modeling tips and techniques from basic skills to advanced subjects.

### Silent Auction

The Portland Auction Committee plans to use the same software as was used last year in Cleveland. We plan to offer attendees the ability to preregister their auction items as was done in Cleveland. Check our website in the summer for the forms. If you'd like to volunteer to help in the auction room, whether for an hour, or 3 or more, let us know and we'll put you on our list.

## LAYOUT TOURS

### **Layout tour descriptions.**

The header for each layout includes Scale, owner, name of layout, area, scenery percentage, era and accessibility issues.

#### **Layout Tours Sunday, Aug. 23**

##### **Canby / Brooks, Oregon (Box Lunch included)**

**L131 9:30AM-4:30PM \$50.00**

1-1/2" Pacific Northwest Live Steamers



Shady Dell Live Steam Outdoor

The train park was founded in 1954 by Harry Harvey, who had a dream to provide a place where families could go to ride and learn about trains. When he died he left the park, to the Pacific Northwest Live Steamers. The club acquired the other three acres over time for expansion. Today the park features 4,200 feet of 7 1/2-inch track that loops around a picnic area.

1-1/2" Willow Creek Railroad



Steam and Diesels

Outdoor

Willow Creek Railroad Museum is located at the Antique Powerland in Brooks, Oregon. WCRR was founded in 1975 as a place where live steamers could gather to share their interests in trains and enjoy outdoor miniature railroading. Our steam and diesel powered trains are 1:8 scale replicas - large enough for the whole family to ride! In 2001 we completed the track portion of our new plan to enlarge our track to over 5000 feet.

#### **Layout Tours Monday, Aug. 24**

##### **Woodland / Kelso / Kalama, Washington**

**L232 8:00AM-4:00PM \$50.00**

N Jeff Sargeant

Great Northern, SP&S, Teal Lumber Railroad

14 x 18 65% Mid 1950's 20 stairs, bathroom

This steam-to-diesel transition layout run by an MRC DCC controller features mountain railroading in the northwest. Scenes include mining, abandoned mines, camping, farming, snow, and multiple water features. There is a separate custom-painted logging railroad with mill town, sawmill and pond, plus a fully-detailed logging camp. Several automations and sound are also installed around the layout.

HO Dick Gemeinhardt



Roaring Western Gorge

20 x 64 60% 1950's to 80's

30" door width - descending driveway

Long 60-foot unit trains are the norm here on this layout, plus long passenger trains. Highlights include a 24 foot model circus, airport, winter sports area, large grain elevator, campground, cemetery, and town scenes. And a 20-foot 6-track passenger station, plus stub ended business car tracks and a passenger train car wash. Staging area uses a 16-foot long 16-track yard. Bring your video and photo cameras! Various versions of the Roaring Western Gorge RR have existed since the 1970's- the current version was once part of a large modular RR club, but is now permanently installed in the Gemeinhardt basement.

O Bill Brant

Freelance 1

32 x 32 100% 1950's to 60's

The layout is three-rail with scenery that fills the room. There are three towns and two industrial areas. The control system is Lionel TMCC. Six trains can be operated at the same time. Trains stop and start through a relay system. There are 20 engines; Steam, Diesel and Electric. About 280 freight cars and 35 passenger cars which are all on the layout.

HO Longview, Kelso, Rainier Railroad Club



Longview, Kelso, Rainier Railroad

12 x 23 100% Late 70's - 80's

Radio DC and MRC DCC. Well established portable sectional club layout with scenery changing lift outs. Many commercial and kit bashed structures, carved cliffs, grain silos and other industries, plus a neat farmstead. Also a 10-foot staging yard, branch line featuring tourist train and small town industries. 'U' shape, double track oval mainline with yard, local industries, and highline branch line. Hand-painted backdrops with foam based textured mountain scenery means bring your video and photo cameras! Visitors will also see 3 more layouts here in HO, Lionel, and 'N' scale.

#### **Vancouver, Washington Monday, Aug. 24**

**L233 7:40AM-Noon \$25.00**

HO Southwest Washington Model Railroad Club

Freelance - Fort Vancouver Terminal



13 x 35, 20 x 6 98% 1930 to present

The NCE DCC controlled layout includes industrial, logging and main line freight and passenger operations. An industrial switching layout is in an adjoining space. The era depends on the members that are operating. The logging operations include a branch with

truck reload and spar tree high-line rig. Scenery reflects the Pacific Northwest. Diesel and steam facilities, including turntable, are part of the main yard.

O Ron Nierenberg

Freelance 2 Lionel

1500 sq ft 100% 1960 to 80

Narrow aisles, no purses, back packs, fanny packs

Control method is mostly Lionel TMCC and MTH DCS. 1500-square foot layout using 3-rail O gauge trains (Lionel). 26 isolated loops with multiple trains. Almost all trains are modern 1990 - 2014. Scenery is divided between modern local Pacific Northwest, and ancient and modern Israel.

HO Greg Maxwell

M-K-T Sherman Branch

2 x 22 95% 1957

My urban DC switching layout represents the southern terminal of the M-K-T's Sherman branch from Dennison. A crew of three operates the local that switches 12 industries and two interchanges. The layout features code 70 and 55 track. Small and large industries are nicely modeled in this northern Texas setting.

### Central Portland Metro Monday, Aug. 24

**L234 7:30AM-Noon**

**\$25.00**

N Columbia River N Scale

Union Pacific and Burlington Northern

16 x 26 + 13 x 13 98 % 1970 - Present 24 stairs

This is a Digitrax DCC, and signaled layout with an automated dispatcher's panel using JMR Panelpro. This N-Scale layout is a model of specific spots along the Columbia River Gorge depicting the rails on both sides of the river, OR and WA. We have tried to capture the basalt rock geology of the river and industrial areas along the way from eastern Portland to The Dalles and beyond. It is a point to point operation from two yards on either end servicing lumber, grain, fruit, rock crushing, and typical PNW industries. This layout is in the basement of The HobbySmith Train shop.

O Bill Collet

Southern Pacific Shasta Division

26 x 36 100% 1950's 10 stairs

Layout is 2-rail, is complete and runs on DCC using NCE control system. Analog operation is supported. Mostly steam with some early diesels. Modeled after Dunsmuir and the area north of Dunsmuir on the SP's Shasta Division. Locomotives are all brass from various manufacturers. Rolling stock is either brass or kit built and all locomotives and rolling stock are painted.

HO Bruce Barney

Arrow Lake & Western

11 x 38 50%+ late 1960's to early 1970's 13 steps

Southern British Columbia, Canada Semi-Freelance Canadian Pacific two level shelf layout loosely based on southern BC. GN/BN and SP transfers. Features include the Slocan Car Ferry that moves from the first level to the second level via a linear actuator. Many 3D Printed features including the barge. RFID car forwarding. Ring Engineering RailPro control. Actual SP Signal in the backyard.

HO Peter Ford

Grand Rapids Terminal

20 x 24 40% 1959 access through garage

The Grand Rapids Terminal is a switching railroad set in Michigan, 1959. The PRR, C&O and NYC share trackage into a Union Depot near downtown, just north of Hughart yard. Furniture and auto industries dominate the economy. CVP DCC controls an 80 foot main line on this around the walls walkaround layout with hidden garage staging.

### Washougal / Camas, Washington Monday, Aug. 24

**L235 1:00PM-6:00PM**

**\$25.00**

HO Glen Baunsgard

Tutts, Clump & Bucklebury Railroad

11 x 32 90% 1950's Stairs 16

DCC (NCE) layout focus on NW logging and saw mill, major city elevated RR station, round house with operating turntable, street car system uniting local villages, farming and dairy, wrecking yard, coal distribution center and mining etc. The Z scale (Märklin) a separate award winning layout 2x3 and 100% scenery.

HO Mike McGinley

Southwestern Pacific Railroad

18 x 22 100% 1951 to 2006 Narrow aisle

Southwestern Pacific Railroad is a completely sceniced western theme freelance single track, in a detached garage along the Washougal River. Era-shifting changeable building modules, block signals, full surround backdrop, on a western trunk line with UP and BNSF trackage rights and a rich history of past SP and Santa Fe operations. See the article in December 2014 NMRA Magazine.

HO Larry Kennedy

Freelance 3

40 x 41 50% 1950

Theme is GN over electrified division at Stevens Pass, with steam at both ends. It has approx. 1000 ft. of hand laid rail and DCC as power source. It is a continuous loop with 1% grades from the West and 2% from the East. See the article in January 2015 NMRA Magazine.

HO Bill Zickert

Montana Rail Link

12 x 36 100% Present Duck under entry

It is modeled after the Helena, Montana area. DC powered with three levels, horseshoe grades at 2%, 4-5 engines per train because of the grades and over 40 car trains. Some trains use DPU's on the back and some are mid-train. Limited to 5 people at a time.

### Tualatin / Tigard, Oregon Monday, Aug. 24

**L236 1:30PM-5:30PM**

**\$25.00**

N Rob Carey

DRGW Tennessee Pass & Royal Gorge

13 x 24, 11 x 10 & 3 x 15 75% 1974 Duck Under

DCC controlled, detected, signaled, and dispatched from computer dispatching panel. Double deck layout with 7 scale miles of mainline track. Closely follows condensed prototype that includes Pueblo to Royal Gorge, Malta to Minturn, Monarch Branch, and La Junta, CO. Scratch and kitbashed structures. Beautiful fall scenery. Featured in N Scale Railroading, May-June 2009 and Model Railroad Hobbyist, June 2013.

N Rick Ernst

North Bank Road

24 x 40 60% 1950 14 Stairs

The North Bank Road represents the Spokane, Portland & Seattle's first division from Vancouver to Wishram, WA. with two branch lines. The layout is set in the beautiful Columbia Gorge. This is a double deck, around the walls layout covering 550 Sq. Ft.

G Joe Chesney

Underground Railroad Basement & outdoor

100% Lower & Upper Entrance

This layout has been dubbed the Underground RR since Joe dug out his basement to provide space. LGB track is used and much of the rolling stock is LGB. An outside section has been added on both sides of the house. There is a large display of scratch built and LGB items.



## Layout Tours Tuesday, Aug. 25

### Beaverton, Oregon

**L337 8:00AM-Noon \$25.00**

#1 Dennis Rose

Blueberry Mt. Railroad Outdoor Freelance

The Blueberry Mountain Railroad was started fifteen years ago, running under a few blueberry bushes that gave the railroad its name. Now trains run through two tunnels, under a "mountain" and past a sawmill, a town and farm, each with some detailed wood and stone structures. 230 feet of track, with miniature trees, bushes and ground covers add to the realism.

G Hal Beigley

Camp Creek Railroad

16 x 60 + 40 x 50 Outdoor Freelance 3 Stairs

Camp Creek RR was started in 2007 under three large Scotch pine trees. It took less than six months to realize this location was a bad idea because of the dripping sap and a lot of pine needles. The trees had to go. The roadbed was reconfigured to allow it to run through one of the stumps. Big hit! Opening the area allowed more natural light, was great for the survival of existing plants and adding stepables (groundcover). The railroad was expanded in 2012. 390 linear feet of track with two spurs.

F Bill Derville

Colorado and Southern

20 x 115 + 16 x 45 Outdoor

Freelance Bathroom available

Battery and NCE DCC power. Outdoor loop to loop railroad single track mainline, with 4 passing sidings. Northern Division 350' climbs at 2% grade to Summit at top of berm. Three tunnels total 90' with 50' river and pond. Southern Division is 100' long industrial loop. Ten track classification yard between with large turntable, scratch built 7 stall roundhouse, complete engine facilities. Built for operations.

### Eugene, Oregon Tuesday, Aug. 25

**L338 7:30AM-4:00PM (Box Lunch included) \$50.00**

N Larry Over

Southern Pacific Siskiyou Line

24 x 25 40% 1975 to 1980

The N Scale Siskiyou Line is a prototypical based layout that follows the southern end of the line from Ashland, OR to Black Butte, CA. It is DCC controlled and the scenery is about 40 percent finished. It is easily handicapped accessible. It is a true point to point layout.

HO Walter Mulford

Occidental Northern

12 x 30 80% 1956 Remote wireless DC control.

Set in Central Oregon running north/south between Southern Canada and Northern California during the 1950's, specifically 1956. All motive power is first generation diesel. Passenger service provided by Budd RDC cars. Mainline and branch line industrial operation.

On3 David Clune

Cascade County Narrow Gauge

16 x 31 95% 1920's 3 Stairs - narrow

Based on the Nevada County Narrow Gauge. The railroad is set in the 1925 to 1935 time frame in Southwestern Oregon from Cascade to Murphy. Five locomotives, either 2-8-0's, 2-6-0's, and a 4-4-0 provide the power. There are about 80 freight and 5 passenger cars that provide the rolling stock. The railroad runs with one dispatcher and 5 operators, on modified TWC and station phones.

HO Jeff Johnson

Sugar Pine Lumber

9 x 24 None 1927

This Lenz DCC-powered Sugar Pine Lumber Company/Minarets & Western Railway prototype-based layout models the company's woods-to-mill and mainline interchange logging company operations circa September 1927. It features double deck construction, dual staging yards, a helix, code 70 and 55 track. The layout is all steam with some sound units.

HO Lane Society of Model Railroaders

Eugene to Klamath Falls

25 x 75 75% No era

LSMR is a point to point single track main with passing sidings and reversing loops on each end. It is a bi-level permanent layout with a 2% grade. Digitrax DCC is used. NMRI Signal system. Dispatcher in separate room with layout monitor.

## Milwaukie / Oak Grove, Oregon Tuesday, Aug. 25

**L339 12:40PM-5:00PM \$25.00**

G 1:20 Tom & Betty Gaps

Lone Pine Western Backyard outdoor 1880's to 1920

All R/C battery power. 80' x 36' layout through and around 7' mountain range across back yard, 600'+ of track, 400' of mainline track, 7 tunnels - one is 40' long, 70' stream with 3 waterfalls and 4 bridges. The LP&W is a single track branch line connecting the mythical transcontinental junction at Lone Pine with the mines in the Lone Pine Mountains. The line maintains a 1% to 1-1/2% grade by following the Clear Water River into the mountains and with the use of numerous tunnels. This railroad was featured in the June-2014 issue of Garden Railways Magazine.

On3 Jim Reardon MMR

Rio Grande Southern

18 x 34 95% 40's to 60's Stairs/Duck under

Scratch Building is layout's emphasis, including major structures, rolling stock and track work. Scenes depicting the D&RGW and RGS for 1940's & 1950's are featured with PFM sound and interactive animations.

HO Lee Touer

Freelance 4

14 x 24 20% 60's to 70's Narrow Aisle

This is a DC layout fashioned after a 60's idyllic small town and countryside with 1-coal, 1-oil, 1-freight and 1-passenger loop. There is a large refinery area, an industrial district, town center, and country side.

N Hank Schmidt

Freelance Northwest

12 x 12 60% 1950's to 1965

The Idaho, Great Basin & Pacific is a fictional north-south road that runs from Idaho to Southern California. This N-scale 12' x 12' layout depicts the end of the transition era between 1950-1965. The layout is DCC and features "bender board" road bed spline and carved foam scenery with a hard shell cap. The landscape is generic western mountain scenery with sweeping curves designed for passenger train operation. Scenery is well along. Layout includes award winning modular section.

## McMinnville / Sherwood, Oregon Tuesday, Aug. 25

**L340 1:00PM-7:00PM \$28.00**

HO Ed Bohm

Tualatin Valley & Western

35 x 85 + 14 x 16 90% 1940 to 1950

This is a DCC layout depicting the Southern Pacific from Eugene to Klamath Falls with emphasis on the massive mill at West Fir Logging. The mainline has a prototypical grade of 2% and climbs two and half feet in elevations. Enjoy the end of steam and first generation diesel power. (Square footage-2600)

Cascade Southern This layout is a DC layout created by the late Robert Bernard. It is 100% scenic and 99% scratch built. The envisioned layout is a connecting road between the NP, SP&S, and SP, with lots of industry, logging and mine operations. This layout was featured in the last convention in Portland. (Square footage-200)

HO Bill Decker

Southern Pacific Cascade Line

2400 sq ft None 1954 to 1984 Ramp entry

Upper layout operating positions use platforms with stairs. 48" deck

NCE DCC radio throttle control is used. The Espee Cascade Line models SP's Natron Cutoff from a Willamette Valley base at Eugene up to Cascade Summit and the original division boundary at Crescent Lake (upper staging). Local valley freight operations include Eugene, Springfield and Oakridge. Manned mid-train helpers are the focus of the historic 1.8% mountain climb. The railroad features 20-foot long sidings. The railroad is designed for operations by a minimum crew of six with a normal crew of 12-15 operators. A CTC signal and control system is under development.

(Smaller typeface on this page so as to add 4th layout to L339)

HO David Willis

Oregon Pacific

12 x 27 100% Mid 1960's Narrow Aisle

The Oregon Pacific is a DC layout modeling the line from the mid-Willamette Valley to Yaquina Bay, built in the 1880's and still running. The layout features four towns and includes Beaver State University (a.k.a. O.S.U.) where the builder taught for 32 years.

F Tom Miller

D&RGW 1940



45 x 90 11,000 sq ft Indoor/Outdoor

One of the most detailed indoor F scale railroads in the world. 45 x 90 ft. 100% complete. NCE DCC controlled with Phoenix sound. 24 hour lighting effects and sound effects. Modeled after the D&RGW and RGS in the 1940's.

Out door Live Steam RR:

Known around the world for its quality and ingenuity, this 11,000ft long railroad features a 410ft long 30ft high bridge, plus a 325ft long tunnel. Home to a 1/1/2" scale Big Boy and 2 1/2" scale K-36 locomotive plus dozens of pieces of scale rolling stock.

**Troutdale / Corbett, Oregon Tuesday, Aug. 25**

**L341 1:20PM-6:00PM**

**\$26.00**

HO Jay Becker III

Tillamook, Bay City & Garibaldi

18 x 24 100% 1980 on High deck, Narrow aisle

Digitrax DCC control. This 500 square-foot switching layout features three lines working together to service customers. A large paper mill, small industrial park and several industries are served. Staging and a car float provide outside world connections.

1/2" Scale #1 Gauge Gary Lee



Baker & Grande Ronde

60 x 185 All miniature 1880

This must see layout has hand-laid track and scratch built buildings, a 6' H x 20' L curved trestle with a Howe Truss center span. The layout features RC/ battery operation with sound. The mainline runs along a scale river. This model RR features miniature vegetation and finely trimmed Pine trees. The layout is point-to-point in design/operation. The Baker & Grande Ronde RR was featured in the April, 2013 Garden Railways magazine. There is also a shop, with railroad yard and construction space.

G Warner Swarner



Bearspaw Southern 1930 to 1960

100 x 100 50% indoor/outside

Also, narrow crawl space with stairs. Indoor no handicapped access.

Entirely radio control, battery power.

This large scale pike of over 1200' track begins in a landscaped front yard with a waterfall and miniature trees. The line circles entirely around the home, through mountains, by ponds, along cedar fences and under a real vineyard before entering the basement. Multiple types of construction methods for large scale railroads are visible on this railroad which has been under development for about five years. The excavated basement has been lined with stone block and valence lighted. Scenery techniques include extruded cast foam as well as natural rock. Many scratch built and kit-bashed structures are in place along the line. The outdoor portion is viewable from sidewalks, garden path and covered porches.

HOn3 Ross Ames

PC&N Railway



10 x 10 50% 1880-1890

Lenz DCC control and 90% hand laid track.

A freelance HOn3 layout set on the Oregon Coast. Running from the Port in Pacific City over the Coast Range Mountains to the Interchange town of Equinox in the Willamette Valley. A shot of the PC&N Ry is featured on the cover of White River Productions 2014 HOn3 Annual.

**Northwest Portland Tuesday, Aug. 25**

**L351 7:45AM-Noon**

**\$25.00**

G + HO Bill Dippert



DRGW - G; C and E - HO

20 x 40 HO 1000' G 50%+outdoor Modern 1950

The freelance HO layout uses DC power with variable transformers. This all Diesel layout is modeling the Crownville and Eastern Railroad. There are steam engines on display just like today.

The outdoor layout runs from the front yard to the back and has a major yard. There is nearly 1000' of track and a second yard which is in the basement.

HO Len Bruening



Batline

18 x 18 0% 1950 2 steps

The Batline Railroad is a point to point, around the walls helix with 2 or 3 decks and a middle peninsula. It stresses forwarding of cars and uses car cards in 3-bin boxes. It has wide aisles and drop-ins spanning the entrance door.

HO Jon Harrison



Cajon Pass

25 x 60 10 % 1950

This layout models the 1950 Cajon Pass Summit area in great detail, nearly uncompressed, as well as part of the grade that leads to it. Hand laid Central Valley track with 60" minimum radius is scaled from Santa Fe blueprints and scenery is scaled from USGS topo maps.

#1 gauge Larry Staver



Staver Locomotive

40 x 165 0% Live Steam Indoor and outdoor

An indoor #1 gauge layout, in a large industrial space, specifically built to run live steam locomotives. Staver Locomotive track plan is a folded dog bone with no scenery. There is room to walk with your train around the entire layout. This is necessary with live steam, since hands-on control is necessary at all times. The area inside the layout is set up with work stations for the preparation of steam engines. There is no electricity to the rails, so battery power is the other option for running. The trackage is mostly a single track mainline with sidings.

**Layout Tours Wednesday, Aug. 26**

**Rickreall / Dallas / Corvallis, Oregon**

**L442 7:30AM-4:00PM (Box Lunch included) \$50.00**

HO Polk Station Club




Willamette Western


30 x 30 + 30 x 20 92% Pre 1970's


Stair chair, 13 stairs


We're a freelance Digitrax DCC HO layout with double dogbone style mains looping thru mountains, valleys, towns, across large steel bridge, trestles, peninsulas, and main yards. An industrial line loops off main yard thru bay-front town, industrial yard, under layout, to center mining area and then back into bay yard. Lots of hidden track, tunnels, reverses loops, to keep engineers on their toes. Our second room has two yards for train set up, holding and main line through track. The layout is really fresh, with our newly custom painted backdrops, saw mill, bay-front town, A-frame cabins, fishing lakes, diners, pipe plant, log reload station, metal scrap yard, town's cemetery, mining, RV park, farming, wildlife viewing and kids playing on operating merry-go-round.

Due to programming (sorting) issues on our web site, identical tour names also have sequence numbers. Layout names FREELANCE, also identical, have been numbered sequentially.


HO Jerry Boudreaux   
 Div. of ATSF  
 30 x 40 50% 1967  
 This is a Digitrax controlled, 650' double and single track mainline with 40-50 car freights rolling across the spectacular mountains and canyons of Northern Arizona in 1967. Two levels at 43" and 56" provide brisk mainline action, a 200' helper district and lots of switching in a carpeted depot with Air Conditioning.


HO Stan Schmidt   
 Southern Pacific in Oregon  
 36 x 35 90% 1940's to 60's  
 Operated by Digitrax DCC. Two level railroad is in a 36x48 building, with a double helix in a separate room.  
 We have steam & diesel, some sound. This railroad depicts SP and its branch lines from Eugene to Klamath Falls, East & West side branches to Portland, and a branch to Coos Bay, with a lot of harbor scenes. An extra feature is a switchback with logging and a large sawmill.

HO Gene Neville   
 Great Basin & Pacific  
 30 x 30 25% 1952  
 gravel and grass areas to cross  
 Digitrax DCC. The Great Basin and Pacific is a freelance version of the Southern Pacific's Modoc Line, between Klamath Falls, Oregon and Wendel, California. Year is 1952, after the Southern Pacific assumed control of the GB&P. S.P. steam locomotives are working out their last years on this line.


HO Corvallis Society of Model Engineers   
 Cascade Pacific  
 25 x 60 20% 1950's  
 Digitrax DCC. Loosely based on the line from Albany to Toledo, OR, the Cascade Pacific Railroad moved freight from the port at Toledo to Albany for interchange with Southern Pacific. The old layout was demolished in 2011. We are in our third year of construction, with everything from bare plywood to completed scenes.

**Southwest Portland Wednesday, Aug. 26**  
**L443 1:10PM-5:00PM \$25.00**


N Portland Area N Track Club   
 Dairyville Pacific  
 24 x 33 100%  
 Located at Alpenrose Dairy, Portland Area N-Trak is a 100% NMRA member, modular N-Scale Club. We operate year-round at all Alpenrose public events. We are primarily a display layout, and are working toward initiating Operations Sessions in the near future. We have a 75% Digitrax DCC, 25% DC layout, and use the N-Trak standards for our modules.


HO/HOn3 Beaverton Railroad Club   
 Western Oregon Branch Line  
 10 x 35 + 15 x 20 95% 1950's  
 This modular layout has found a permanent location in the SW Portland Alpenrose Dairy. See standard HO, HO European, HOn3, OO, and Japanese 1/80 scale HO. There are two towns and a Carnival with several rides; all served by a three track mainline with a spiral that opens to several levels. There is also a fully painted backdrop.


HO Catlin Gable Club  
 Freelance 5  
 16 x 28 50% Steps, incline, narrow  
 This layout was built with the idea of using it as a teaching tool as well as for fun for the students at our school. The layout is a double mainline most of the way round with a main yard, steam facility with roundhouse, diesel facility, 2 passenger depots, and a mountain division that is under construction.

#1 Gauge Shannon Pratt   
 Partytown and Farmdale Railroad  
 12 x 50 100%  
 The Partytown and Farmdale Railroad is a privately-owned (formerly Southern Pacific branch) freight and passenger line running from Gotham City on the East end to its terminus in Vineyard Village in the West. The visible portion is about 12' x 50', #1 gauge (1/32), all indoors, automated, with lots of lights and animation. Most of the rolling stock was purchased from domestic lines such as Southern Pacific and Union Pacific, with some imported from Germany.


**Northwest Vancouver, Washington Wednesday, Aug. 26**  
**L444 7:45AM-Noon \$25.00**

HO Bill Wheeler   
 Cascade Timber Railroad  
 12 x 24 90% 1945 to 1955 High Deck, narrow aisle  
 NCE DCC controlled Cascade Timber explores Pacific Northwest logging operations in 1945-55. Two logging camps/reloads are connected to a mill complex with log pond and SP&S/GN mainline. Branch lines extend to a port area and a grain elevator in wheat country. Operations include steam and diesel.

HO Gary Wiggins   
 Freelance 6  
 16 x 17 + 4 x 14 70% Post War High Deck - 50"  
 DC 2.5 years into construction fully functional, scenery mostly completed. Yard area includes roundhouse and other facilities mainlines: 4 continuous loops with passing sidings, 2 loops are east-west at an average height of 50", minimum radius of 48", one loop contains grades to achieve a height of 55", the remaining loop runs from this 55" height to 56" with minor grades. Minimum radius of these last two loops 40" branch-line: a continuous loop around a peninsula containing a mill town and saw mill (still in development) scenery is mostly mountainous with tunnels & bridges.


O Dick Gerhrke   
 Great Northern  
 12 x 27 97% 1950's  
 14 stairs, access through back basement door  
 Hi Rail TMCC & Conventional, Northend features mountain scenery with water fall, lake, tunnels. Central features suburban station, houses, business, theater, shopping. South end features city with main street and larger structures and industrial area. Some older engines converted from conventional to ERR Cruise Commander.


**LaCenter / Battle Ground, Washington Wednesday, Aug. 26**  
**L445 1:00PM-6:00PM \$25.00**

O David Dansky   
 Dansky and Whipple Creek  
 24 x 16 Freelance  
 TMCC run and conventional Lionel. O, standard, monorail, 2 7/8", OO gauges. Usually operate 5 trains at one time. See layout in TM's Great Layouts #4. Tin plate fantasy is the theme. Not serious about scale. 1,000+ trains on display: Lionel, American Flyer, Dorfman, Ives, Overland Flyer, Marx, Hornby, Bassett Lowke, Paya, Märklin, JEP, Electoy, Voltamp, Marasceau, Ferris, Buddy-L, Non-Pareil, Hoge, Dominion Flyer, Unique and more.

HO Wayne Hill  
 W. Hill and Colorado Midland  
 15 x 24 95% 1900 to 1918 Narrow Aisle-13 stairs  
 Easy DCC. This Rocky Mt. Logging Railroad has dramatic rock castings from 24" off the floor to over 7ft. high with trees from 20" to 2" tall going up into the "Sawatch Mt. Range", producing a realistic forced perspective of high elevations and great distances, giving breath taking views of a Rocky Mountains Railroad landscape. Finely detailed scenes of a 1920 saw mill, spar pole logging, town, engine yard, ore stamp mill, and a cattle ranch and more.




On3 Bill Fleisher   
D&RGW and C&S  
28 x 34 75% 1950 to 1968  
O/On3. This layout models the D&RGW from Alamosa to Durango, Colorado with hidden storage for the Silverton and Farmington Branches. The period is 1950 to 1968. The layout, started in April of 1988, was originally located in Concord, CA, and was moved to Vancouver, WA in September 2010. All of the track work is in and working with NCE-DCC.

HO Lee Anderson   
UP & RB Anderson & Son Logging  
20 x 40 100% 1940 - present  
This layout is freelance, controlled by NCE DCC. Main line and yard is mostly UP with some SP&S & GN. Main line is a dogbone with 290' of track. There is a large logging operation with 285' of track from woods to mill.  
See the article in February 2015 NMRA Magazine.


#### Layout Tours Thursday, Aug. 27

##### Woodburn / Keizer, Oregon

**L547 7:45AM-2:00PM (Box Lunch included) \$40.00**

O John Davis   
Union Pacific & Southern Pacific  
28 x 35 10% 1950's to 1960's  
"O" Scale layout under construction. The layout is two-level, control is NCE wireless. It is both steam and diesel. Access is ground level [no stairs], with good walk around space for viewing.


HO Joe Fugate  
Siskiyou Line  
25 x 50 50% 1980's Raised floor and steps  
HO Multi-deck mushroom design depicting the Southern Pacific Siskiyou Line of southern Oregon in the 1980s. Uses NCE wireless DCC for control, and covers the prototype route from Eugene, OR to the massive wood products facility in Dillard, OR. Also includes a freelanced version of the Coos Bay coast branch as it might-have-been into Roseburg, OR instead of Eugene.


HO Brian Humphries   
Freelance 7  
12 x 24 50% Present day  
A compact layout that represents the West Coast to East Coast on a flat, modern layout with pool power and lots of point-to-point operations. All the UP heritage units and half of the NS heritage units are included (but not all on the layout at once). BNSF, UP, NS, CSXT, KCS, CP, CN, and a few others are represented.


HO Ralph Schaad  
Freelance 8  
30 x 48 0% 1945 to present 10 stairs  
Four mainlines run the perimeter of the large room with a single leaf bascule bridge allowing visitor access to the center of the layout. A large passenger yard and station is completed plus a second yard under construction. The layout is made for switching, so there is little scenery.

##### Hillsboro / Cornelius, Oregon Thursday, Aug. 27

**L548 8:00AM-2:00PM (Box Lunch included) \$35.00**

G Allan Warrior   
Burlington & Missouri River Railroad  
Outdoor 1935 to 1969  
This garden railroad is track powered with approximately 600 feet of track around three sides of the house. The theme is Creston, Iowa Division of the Burlington Route (CB&Q). Motive power is primarily 22 various diesels of the era. Some of the 71 buildings are actual scale models of buildings in Creston.


HO Pete Vassler   
Canyon Creek Timber Railway  
8 x 25 100% 1956  
NCE DCC Freelanced standard gauge logging operation set in scenic Skamania County, Washington. Cradled by Mt. Hood, Mt. Rainier, Mt. Adams, and Mt. St. Helens (before she blew her top). Emphasis is on scenery, following Canyon Creek through logging scenes from mountain water falls to the shallow stream below with lots of trees.


HO Charlie Comstock   
Bear Creek & South Jackson  
25 x 63 30% 1952 Stairs & High Deck, duck under  
Beautiful mountain and valley scenery set this layout in the Oregon Cascades and Willamette Valley. 300' mainline plus three branches. Digitrax DCC. TTTO ops. Two yards build trains. Mostly scratch built turnouts. Custom control electronics. Massive staging area. Featured 50+ times in *Model Railroad Hobbyist* magazine.

HO Shaun Toman  
UP Oregon Division  
10 x 11 80% 2005 - present Duck Under  
DCC-Digitrax & Sound. Emphasis is on operation, scenery and highly detailed, plus masterfully weathered locomotives and rolling stock. The layout is built into a former 12' x 12' foot tool shed, fully insulated, carpeted and well-lit. During operating sessions multiple trains run from an engine facility through highly detailed scenery with cityscapes, farmland, creeks and forest.

##### Chehalis / Olympia, Washington Thursday, Aug. 27

**L552 7:30AM-6:00PM (Box Lunch included) \$55.00**

HO Lewis County Model Railroad Club   
Chehalis Railroad  
14 x 54 90% 1970s  
Control Method - Digitrax DCC with Simplex Radio and JMRI Wifi throttle support. Located inside the Northern Pacific Chehalis Depot (now the Historical Museum), the layout is a depiction of the railroads of Lewis County including the NP, GN, BN, UP, Milwaukee, and the Chehalis Western. Both the north/south mainline, the NP Willapa branch, and logging railroading are displayed. There are a number of fine scratch built and kit built structures. The mainline has computer controlled bi-directional signalling. A free gift bag will be given to each attendee.

HO Scott Buckley   
Tehama Valley Railroad  
25 x 40 1940's 3 steps  
The Tehama Valley Railroad (TVRR) is a freelanced Northern California short line that runs through the Sacramento Valley and Sierra Foothills in the late 1940's. The TVRR interchanges directly with the SP, and with the WP and ATSF through a former interurban line. The line primarily serves the agricultural and lumber industries. The room was built to house the layout. The benchwork for the first phase of construction is completed and trackwork is in progress. The layout features many scratch built structures and rural scenery typical of the Sacramento Valley. The locomotive roster is 100% steam, controlled by MRC Prodigy. The TVRR is a regular participant in Oly Ops, and also in Soundrail 2014.

On30 Chuck Ricketts  
Sherwood, Shelton And Sarazen  
20 x 11 + 13 x 13 + 13 x 2 100% 1900's stairs  
The S.S.& S. Railway is an On30 freelance model layout designed for operation. Scenery is complete, but details are still being added.



All locomotives are quipped with Tsunami sound. Operation is by TT&TO with communication by written orders and telephone. The era is early 1900s in Western Washington.

1:32 - 20" Gauge      Greg Wright  
Consolidated Republic Mining  
14 x 22 95%      1930's



Digitrax DCC controls the CRMRR, set in north central Washington, circa 1935. Scale is 1:32, gauge is 20". The railroad's function is to move ore and supplies between the mines and the mills. Enter through a simulated mine opening and it's like you're transported into the scene.

HO      Brian Ferris  
Port Townsend Southern  
15 x 26 95%      1950's to 1960's



Digitrax DCC controlled. This proto/freelanced layout is a modern version of a historical railroad that existed in turn-of-the-century Thurston County, Washington. It features 1950's-60's equipment, including steam and early diesels on a bridge line of the Portland-Seattle mainline which leases track rights to northwest railroads: NP, UP, GN, and Milwaukee.

### Layout Tours    Friday, Aug. 28

#### Portland Area Clubs

**L649    4:00PM-11:20PM      \$15.00**

*This tour will be by shuttle bus. Visit one, two or all three and stay as long as you wish!*

HO      Columbia Gorge Model Railroad Club  
Columbia Gorge



60 x 70 100%    Mid 1950's    High Deck

Visit the host club for the Convention. One of the largest clubs on the West Coast at 4200 square feet, modeling the Columbia Gorge from Portland to Hood River and Wishram. See models of Crown Point, Portland's Union Station, an operating Steel Bridge and so much more. We have combined reality of the 1950's in Oregon and Washington along with fantasy like Bigfoot, The Starship Enterprise and even the Doctor WHO Tardis. We run with NCE DCC.

HO      Mt. Hood Model Railroad Club  
Freelance 9

30 x 40 100%      Narrow Stairs

The club started in 1975, and is in the basement of the Mt. Tabor Masonic Lodge. The 1200 square foot layout models scenes of the Northwest. The mainline extends about Seven scale miles. Riveston and Bridgeport are connected by a double-ended 10 yard track concealed beneath a mountain ridge. There are many fine details and lots of things to look for.

HO      Willamette Model Railroad Club (Clackamas)  
Columbia Cascade & Western

30 x 60 30%      1979    Narrow Stairs

The layout depicts the proposed, but never completed rail line over Santiam Pass, it feature's mainline operations and mountain railroad-ing with helper service. See the article in March 2015 NMRA Magazine.

### Layout Tours    Saturday, Aug. 29

#### Deer Island, Oregon

**L753    7:30AM-12:30PM      \$25.00**

**L754    1:00PM-6:00PM      \$25.00**

1 1/2"    Northwest logging demo    Outdoor

Of particular interest to the loggers and those interested in working machinery among you, we have lined up a very interesting tour. These days it is very rare to be able to see a full sized multi-spool logging engine (donkey) working but here's your chance to see some working 1.5" scale donkey engine models. A group of local modelers

sets up every summer to run a scale logging operation, complete with a highline yarder pulling in logs from the canyon and a loader picking them up and loading them onto log cars for the train to haul the logs "to the mill". The great thing about these 1/8 scale machines is that they operate just like the real ones.

This tour involves walking 1/4 mile down a fairly steep driveway, and uneven ground near the demonstration. Attendees should be prepared for these conditions.

## GENERAL INTEREST TOURS

### Bob's Red Mill & Aurora Antiques

**G261    Monday, Aug. 24      9:30AM-4:30PM      \$30.00**

Come and learn about the wonderful world of stone grinding whole grains on a guided tour of the BRM manufacturing facility. Friendly 'Grain Guides' provide you with a brief history of how Bob and Charlee Moore championed the goodness of simple, natural whole grains and created a company now respected around the world. You will watch the action of a working mill as seen through our viewing windows. They even have a Gluten Free mill! Following the tour we will travel one mile to the Whole Grain Store and Café for lunch (self pay) and shopping. After lunch, we will travel up to Aurora where we will explore a two block area with Antique shops galore.

### Oregon Wine Tour & Tasting

**G262    Monday, Aug. 24      12:30PM-5:00PM      \$25.00**

The North end of the Willamette Valley provides a superb micro-climate and suitable soil for the cultivation of premium Pinot Noir, Pinot Gris and Pinot Blanc grapes. What can we say about wine tasting? We will be visiting three wineries in Forest Grove, just west of Portland, in the heart of the Willamette Valley Wine Growing area. One larger winery and two smaller ones offer amazing Oregon wines. One has the added surprise of a Christmas Décor Shop in back! All wineries offer tastings for a nominal fee if you wish to try their selections. If you just like to shop you are welcome to do so without paying the tasting fee.

### Powell's Books & Quilt - Yarn Shops

**G363    Tuesday, Aug. 25      1:00PM-5:00PM      \$25.00**

Powell's City of Books is an independent bookstore in Portland that claims to be the largest independent new and used bookstore in the world. Powell's City of Books is located in the Pearl District on the edge of downtown and occupies a full city block. It contains over 68,000 square feet (6,300 m<sup>2</sup>), about 1.6 acres of retail floor space. CNN rates it one of the ten "coolest" bookstores in the world. Shop those shelves - literally millions of books, DVDs, and gifts. After we finish there, we will visit two yarn/craft stores.

### Oregon Coast Railroad & Oregon Coast (Box Lunch)

**G364    Tuesday, Aug. 25      7:30AM-6:00PM      \$70.00**

Step back in time and experience a bit of yesteryear. We will travel by motor coach to Garibaldi and board the Oregon Coast Scenic Railroad. Enjoy the beautiful Oregon Coast line by riding the rail behind a historic Steam Locomotive. This scenic trip chugs along Tillamook Bay and gives passengers views of the ocean. Great for all ages, this trip will give you a glimpse into history and a unique view of the Oregon Coast and the Nehalem River Canyon. We will also visit Cape Meares Lighthouse (Oregon's shortest lighthouse) and the Tillamook Cheese Factory where you can see cheese being made. Save room for their wonderful ice-cream!

### Portland Bridge & Union Station Tour #1

**G368    Tuesday, Aug. 25      8:00AM-Noon      \$37.00**

This tour will include a visit to the operator's tower of the Morrison Bridge (to meet the operator) and, bridge willing, include an opening while people are standing either in the operator's tower or down below in the Morrison's west end bascule pit (gears 36 feet

tall and 940 ton counterweight moving). You will also walk across the bottom deck of the Steel Bridge, look through Union Station with the station agent, visit ODOT Region 1's bridge museum, and travel to Vancouver to see an opening of BNSF Bridge 9.6 on the Columbia. We may not be able to walk on the under construction Tilikum Bridge, but we will get close. Depending on where we can and cannot go and the mobility of the group, we may be able to swing a drive by the St. Johns Bridge for a look at the only major suspension bridge in western Oregon, and a drive by BNSF Bridge 5.1, also on the Willamette.

---

#### **Fabric Depot & Pendleton's Shopping**

**G465 Wednesday, Aug. 26 8:30AM-12:30PM \$25.00**

Fabric Depot is one of the largest, most complete, locally and independently-owned fabric stores in the country. They stock a vast array of brand name, first quality fabrics, notions and crafts in an enormous, well-maintained store. You'll be inspired by 20,000 fabrics in various departments: Quilting, Bridal, Home Decor, and Fashion. Fabric Depot also carries a great selection of quilting supplies, sewing notions, books, patterns, yarns, gifts and even specialty foods! A major railhead serving the Columbia Plateau, the town of Pendleton was a wool shipping center for sheep growers of the region. The mill, originally built in 1893, began as a wool scouring plant, which washed the raw wool before shipping. Pendleton's is an Oregon institution for woolen wear. Although we won't travel to Pendleton, where the original Mill still stands, and is operating, we will stop at one of the stores that the products are sold!

#### **Portland Spirit Dinner Cruise**

**G475 Wednesday, Aug. 26 6:00PM-10:00PM \$105.00**

The *Portland Spirit* is our flagship: a 150' yacht with three public decks, two of which are enclosed and climate controlled. A vibrant setting enhanced by dazzling city sights and city lights. An evening filled to the brim with festive cuisine, locally sourced and prepared fresh on board. This wonder filled cruise takes you down the Willamette River for a 2 1/2 hr journey while you enjoy dinner served by singing wait staff! See the three menu selections on our website.

---

#### **Sternwheeler Columbia Gorge Cruise**

**G566 Thursday, Aug. 27 8:40AM-1:00PM \$65.00**

Experience the history of the Columbia River Gorge and learn about the Lewis and Clark Expedition on a cruise aboard the Columbia Gorge Sternwheeler. We board from Marine Park at Cascade Locks, in the heart of the Columbia River Gorge National Scenic Area. Enjoy the 2 hour riverboat cruise on an authentic triple-deck paddle wheeler, providing 360 degrees of breathtaking vistas. Watch Native American tribes fish from their legendary platforms as they have for centuries. Snack bar available on board.

#### **Pittock Mansion, Rose Test Garden, Japanese Garden**

**G567 Thursday, Aug. 27 12:15PM-5:00PM \$70.00**

A house of historical significance and visual magnificence, the Pittock Mansion today offers us a uniquely personal opportunity to peek into the past, and study our world as it was – from the viewpoint of one Portland family. With its eclectic architectural design and richly decorated interior, including family artifacts, the Pittock Mansion stands today as a living memorial of this family's contributions to the blossoming of Portland and its people.

A short bus ride away is the Rose Test Garden. One of Portland's nicknames is the City of Roses, and this town has long been an incubator for the scented beauties. In 1917 the International Rose Test Garden was born, and lives on as the oldest official, continuously operated, public rose test garden in the United States.

Then we go to the 5.5 acre Japanese Garden. It is composed of five distinct garden styles. When we enter a Japanese garden, the desired effect is to realize a sense of peace, harmony, and tranquility and to experience the feeling of being a part of nature.

#### **Portland Bridge & Union Station Tour #2**

**G568 Thursday, Aug. 27 1:00PM-5:00PM \$37.00**

See G368 for description.

#### **Spruce Division Cut Up Mill, Pearson Air Museum, Ft. Vancouver**

**G569 Thursday, Aug. 27 1:00PM-5:00PM \$25.00**

Vancouver Washington has seen a lot of pioneer and military history in its 190 years since Europeans arrived to settle. Starting with the Hudson's Bay Company fur trapping fort established in 1825, continuing through the arrival of the US Army in 1849 to establish Vancouver Barracks the primary military post in the Pacific Northwest in the second half of the 19th Century and Indian wars. Then during WWI, the demand for Sitka Spruce for aircraft caused the Army to build the world's largest cut up mill in 1918 that was served by the SP&S Ry. See a detailed 36' x 8' HO model of the cutup mill and then walk over to the Park Service's reconstruction of the Hudson's Bay fort and see evidence of the few physical remnants of the mill remaining as well as some buildings remaining from the time the Barracks and mill were served by the SP&S. You'll also tour the fur trapping fort itself and see how beaver and other pelts were stored, bailed and shipped to Asia and Europe to serve the fashion demands of the 19th Century.

#### **Last Thursday Street Fair**

**G570 Thursday, Aug. 27 5:40PM-9:30PM \$25.00**

In the Northeast area, Alberta Street is the heart of an arts, restaurant, and shopping district approximately 20 blocks long. On the last Thursday of every month there is an art walk that takes place in galleries and shops outdoors during warmer weather, with tables set up by local artisans and traveling merchants along the sidewalk. Street performers and food carts also participate in the street fair. We will be running a shuttle bus back and forth to the street fair from the hotel over the evening (times to be arranged).

---

#### **Art Museum, Courthouse, Transit/Walking tour**

**G671 Friday, Aug. 28 8:40AM-12:30PM \$25.00**

Discover Portland the green and eco-friendly way. This award-winning walk clarifies why Portland is regularly recognized as one of the best places to live. By the end of our walk, you will want to move here too. You'll hear about early and modern Portland as your guide shows you an enlightened city, rich with artwork, parks, bridges, downtown trains & streetcars, fountains and friendly people. Even locals are amazed and entertained by what they learn. This walk meanders through the most fascinating portions of the city, leading eventually to the waterfront.

The courthouse, which is a National Historic Landmark, is the single most important 19th-century government building in the Pacific Northwest to survive into the 21st century. Opened in 1875, you are invited to visit the building to tour its ornate hallways and public areas, dignified courtroom on the second floor, the cupola above the fourth floor (with its astounding vista of a century of Portland architecture), and exhibits throughout that tell the story of the building, the courts, and the people who have worked here. Please have picture ID for this tour. The courthouse uses door security, so no pocket knives or other items that might be interpreted as a weapon. They will be confiscated and won't be returned.

#### **Evergreen Air Museum, McMinnville Shopping**

**G672 Friday, Aug. 28 11:00AM-4:00PM \$25.00**

One Bus- Two Separate Tours! Choose this trip if you want to go to either location. With displays ranging from the elegant aeronautic designs of two unknown bike mechanics – Orville and Wilbur Wright – to an actual Lockheed SR-71 Blackbird that can fly at speeds of over 2,000 miles per hour – the Evergreen Aviation & Space Museum located in McMinnville, Oregon, has a little

something for everyone. The centerpiece of these aeronautical breakthroughs is the original Spruce Goose. Built entirely of wood, due to wartime restrictions on metals, this massive airplane stands as a symbol of American industry during World War II. Purchase Museum entry (\$25.00 Adult), and lunch on your own at the café.

If that is not your cup of tea -or glass of wine- stay aboard and we will travel into downtown McMinnville, Oregon. Located in the Yamhill County wine region of Oregon's lush Willamette Valley, McMinnville is a charming community. Sprinkled throughout downtown McMinnville are restored, turn-of-the century buildings reinvented as restaurants (where you can get lunch), wine bars, antiques stores and unique shops. Stroll along the tree-lined streets or relax in a city park to enjoy this cozy community in Willamette Valley wine country.

#### **Symphony in the Park (box dinner)**

**G673 Friday, Aug. 28 5:00PM-10:00PM \$35.00**

How about a picnic dinner and symphony at a park? Each year, the concert draws thousands of people to the grassy bowl next to the Hawthorne Bridge to hear the orchestra preview works from its upcoming season. Closing festivities include the traditional grand finale - Tchaikovsky's 1812 Overture with an elaborate fireworks show, complete with military cannons from the Oregon Army National Guard 218th Field Artillery. This event begins earlier in the day but if you would like to join us for a box dinner, transportation to the park, and ADA seating, this is the event for you. Bring something to sit on.

---

#### **Saturday Farmer's Market/**

##### **Swan Island Dahlias**

**G774 Saturday, Aug. 29 9:45AM-5:00PM \$35.00**

Portland Saturday Market is celebrating its 41st year in the historic Old Town/Chinatown neighborhood. This weekly market features 252 booths showcasing a variety of arts & crafts by local Pacific Northwest artisans. Established in 1976, this market has a thriving membership of over 300 artisans.

After you've had lunch (at the market, self-pay) we travel to Canby to a Dahlia Farm. Swan Island Dahlias, in business for over 88 years, is the largest and leading dahlia grower in the United States. A must see for the dahlia lover, or if you just love flowers. View over 400 floral arrangements of dahlias, over 15,000 cut dahlia blooms on display, in our three indoor display rooms. This is the largest display put on by one grower anywhere in the United States! You can take a stroll through 40 acres of dahlias in full bloom. Take some cut flowers home with you to extend your visit and remember the beauty.

### **INDUSTRIAL TOURS and** **RAIL EXCURSIONS**

#### **Guided Railfan Tour of Columbia Gorge #1**

**P201 Monday, Aug. 24 7:50AM-6:00PM \$88.00**

See the UP on the South shore (Oregon side) and the BNSF on the North shore (Washington side) of the majestic Columbia River Gorge. Catch fast freight and passenger service moving both east and west. Especially picturesque are the natural basalt tunnels and steep terrain that typify the BNSF mainline. See remnants of the last operating lumber flume in North America, shut down in the 1980's. See the transition from the lush green west Cascade foothills around Portland to the high desert of eastern Oregon and Washington. See Wishram, Washington - a classic railroad town built at the turn of the 20th century as a division point and north end of the Oregon Trunk.

On the Oregon Side, there are lacy waterfalls dropping from high basalt bluffs, the terminus of the Mt. Hood Railroad, and a wide variety of typical UP trains. (Box Lunch included)

#### **Port of Vancouver Tour**

**P202 Monday, Aug. 24 8:30AM-Noon \$25.00**

The Port of Vancouver is a major shipper of western wheat to Asia, receiver of wind turbines and Pacific port of entry for Subaru. They are working on becoming a oil terminal. The port is capable of receiving and unloading unit grain trains, and returning them to the BNSF or UP, without ever uncoupling them. Their most recent improvement is the development of the "Trench" which will allow trains to enter and depart without crossing and blocking the double-track mainline, thus increasing the Vancouver Yard capacity by as much as 40%. This bypass will be newly commissioned and in service by the time of our tour.

#### **UP Albina Yard & Engine Facility Tour**

**P203 Monday, Aug. 24 1:15PM-5:00PM \$25.00**

Albina Yard has been the Union Pacific Railroad's primary Portland yard for nearly a century. It lost its container business when UP converted the ex-SP Brooklyn Yard to be the Portland COFC & TOFC terminal but Albina still retains the classification workload it has had for all of its history. It is a classification yard and processes over 1200 cars per day. We'll have a guided tour of the yard on board our bus followed by a stop and look into the Portland Engine Servicing Facility and ask questions of the UP staff present as well as a chance to take pictures of whatever equipment is in the vicinity of the maintenance facility.

#### **Chelatchie Prairie Railroad Excursion**

**P216 Monday, Aug. 24 8:00AM-Noon #1 \$50.00**

**P204 Monday, Aug. 24 12:45PM-5:00PM #2 \$50.00**

Take a memorable ride through the scenic countryside of rural Clark County, Washington on the Chelatchie Prairie Railroad. See beautiful scenery behind a 1929 Alco 2-8-2T that started life as Crossett-Western Logging on the lower Columbia River in Oregon and later worked on the Hammond Lumber line near Eureka, CA. Highlights include a crossing of the East Fork of the Lewis River on a steel bridge/wood trestle crossing and a 330' rock tunnel. A Photo Run By will be included.

---

#### **Guided Railfan Tour of Columbia Gorge #2**

**P301 Tuesday, Aug. 25 7:50AM-6:00PM \$88.00**

See P201 for description

#### **Tri-Met MAX Light Rail Shops Tour**

**P305 Tuesday, Aug. 25 8:30AM-Noon \$48.00**

Visit the TriMet agency's original maintenance shops where their light vehicles are serviced and repaired. Every fleet needs a home port, and for TriMet's light-rail trains, the Ruby Junction Maintenance Facility in Gresham is the main place to tie up for a little R&R.

The 17-acre campus of buildings, and a rail yard off of East Burnside, is the regional transit agency's oldest and largest maintenance yard, operating since the mid-1980s. But as the rail system continues to grow, so does Ruby. Attendance is very limited for this tour.

#### **BNSF Vancouver Yard Tour**

**P306 Tuesday, Aug. 25 8:15AM-Noon #1 \$25.00**

**P314 Tuesday, Aug. 25 1:00PM-5:00PM #2 \$25.00**

Visit this major BNSF junction and division point, with trackage going in all four directions. In the days of the SP&S, this was their main yard. Vancouver station, built in the 1910s, is on the National Registry of Historic Places and still serves 12 Amtrak trains daily, including the North-South Coast Starlight and the East-West Empire Builder. The Columbia River Bridge is one of the longest swing bridges in the US. The yard services the Port of Vancouver, and is a major hub for the Portland area.



**Hull-Oakes Lumber Mill Tour****P307 Tuesday, Aug. 25 9:00AM-4:30PM #1 \$40.00****P317 Tuesday, Aug. 25 11:30AM-6:30PM #2 \$40.00**

This is a chance to see a lumber mill from the past. The mill, which was on tour at both 1987 Eugene and 1994 Portland Nationals, is over 50 years old and still retains a steam boiler and a steam engine that powered some of its saws until very recently. The mill specializes in cutting heavy structural timbers and still uses straddle trucks to transport lumber. Here's a chance to see a historic sawmill that continues to successfully compete in the 21st Century. This tour will involve narrow pathways, steep stairways and tight turns. It will also require walking up to 1/2 mile or so. Two hour drive each way. (Lunch included)

**Gunderson Car Builders Tour****P308 Tuesday, Aug. 25 8:15AM-Noon #1 \$30.00****P318 Tuesday, Aug. 25 11:15AM-2:30PM #2 \$30.00**

This tour provides a rare look at one of America's premier rail car builders. Gunderson builds anything that railroads or leasing companies order, but they are most famous for their double-stack container cars, center-beam lumber flats, S-Pack low profile TOFC cars, as well as box cars. This is a walking tour through the heart of an industrial plant, so sturdy walking shoes, long pants, and the physical capability for a one-mile walk with stairways is a necessity.

**Oregon Coast Railroad & Oregon Coast Tour****G364 Tuesday [see G364]****Portland Bridge & Union Station Tour #1****G368 Tuesday [see G368]****Guided Railfan Tour of Columbia Gorge #3****P401 Wednesday, Aug. 26 7:50AM-6:00PM \$88.00**

See P201 for description

**Gunderson Car Builders Tour****P408 Wednesday, Aug. 26 8:15AM-Noon #3 \$30.00****P418 Wednesday, Aug. 26 11:15AM-2:30PM #4 \$30.00**

See P308 for description

**Mt. Hood Railroad Excursion****P409 Wednesday, Aug. 26 8:45AM-5:15PM \$95.00**

Enjoy an excursion on this tourist and freight shortline railroad that used to be a branch of the UP. The trip goes from Hood River to Parkdale, Oregon in the shadow of 11,238 foot Mt. Hood. The line includes an operating 3 mile switchback. Switchbacks used to be common, but this is now only one of five remaining railroad switchbacks in use in the United States. Travel behind chopped nose GP9s on a 4 hour round-trip ride (22 miles each way). (Meal included)

**SP Fiber Technologies Paper Mill Tour****P410 Wednesday, Aug. 26 12:50PM-5:30PM \$30.00**

SP Fiber Technologies is a manufacturer of newsprint and packaging papers and is served by the Portland & Western Railroad on former SP track. They convert used paper into these products using mechanical refiners rather than chemicals. During the tour you will walk through the mill, viewing the warehouse full of bales of recycled paper, the separation of paper from plastic and other unwanted materials, and the high horsepower refiners that reduce the paper back to individual cellulose fibers before being run through a paper making machine, and made into paper again for reuse. This mill is the very definition of recycling in practice. A very interesting industrial tour. Extensive walking and stairs on concrete floors and some gravel roadways.

**Mt. Rainier Scenic RR & Tacoma Rail Tour****P511 Thursday, Aug. 27 8:15AM-8:30PM \$95.00**

You'll depart bright and early via motor coach for a tour of the engine servicing facilities and dispatch center for the Tacoma Rail and

get a chance to photograph some of their locomotives that are in the area for servicing.

Tacoma Rail has provided rail transportation as a public entity since 1914. With 14 locomotives, more than 100 employees and about 200 miles of track, Tacoma Rail provides key freight connections for customers in greater Tacoma and Olympia, Wash., handling in excess of 165,000 freight shipments per year.

Following the visit to Tacoma Rail you will ride through forested river valleys to the little town of Elbe, Washington. There you'll board the Mt. Rainier Scenic Railroad for a 2-1/2 hour ride behind steam into the woods. Upon reaching the Mineral, Washington engine terminal you'll examine their locomotive collection, which includes the only operating geared Willamette locomotive in existence, as well as a 2-4-4-2, 3-truck Shay, 3-truck Climax, 3-truck Heisler, former Hammond Lumber 2-8-2T, NP EMD F9 #7012A, 2 Alco S1's (one repainted to its original NP Terminal RR #30), RSD1 (built for the Rock Island, but used by the US Army), Vulcan diesel, GE 44 tonner. Then you'll re-board your coach for the return trip to Portland. (Box lunch and dinner included)

**Northwest Rail Institute Tour****P512 Thursday, Aug. 27 8:30AM-Noon \$25.00**

The Institute is established to prepare potential railroad conductors and engineers to be highly qualified hires for America's railroads. They provide classroom theory classes as well as practical experience moving cars and locomotives on their track in a nearby industrial park. You will be given a tour of their facilities and a promised demonstration of industrial switching.

**Oregon Rail Heritage Center (SP4449, SP&S700, OR&N197) #1****P515A Thursday, Aug. 27 8:00AM-11:00AM \$20.00****Oregon Rail Heritage Center (SP4449, SP&S700, OR&N197) #2****P515B Thursday, Aug. 27 9:00AM-Noon \$20.00**

Here's a chance to take a look at three of Oregon's railroad treasures. The City of Portland owns three historic and world famous locomotives. Southern Pacific 4449 was built by Lima in 1941 and is probably the most famous steam locomotive in the world, having pulled the Freedom Train during the 1976 Bicentennial following its career pulling SP Daylight passenger trains. Its stable mate Spokane Portland & Seattle 700, built by Baldwin in 1938, is also a 4-8-4. It used to pull SP&S passenger trains between Portland and Spokane, Washington that were connections to the GN Empire Builder and the NP North Coast Limited transcon trains. Both of these engines have been restored to operation. The 4449 will have just finished its 15 year FRA mandated boiler overhaul and the 700 will be undergoing its 15 year inspection during our visit. The final locomotive in the collection is the oldest of the three, the Oregon Railroad & Navigation (UP) 4-6-2 built in 1905 by Baldwin to serve the Lewis & Clark Exposition in Portland. All three locomotives will be on display in their new engine house, ready for you to examine, touch and photograph. You might even get a chance to chat with famous SP4449 restorer/engineer Doyle McCormack.

**Portland Bridge & Union Station Tour #2****G568 Thursday [see G568]****Spruce Division Cut Up Mill, Pearson Air Museum, Ft. Vancouver****G569 Thursday [see G569]****Chehalis Centralia Railroad Excursion (Box Lunch)****P713 Saturday, Aug. 29 8:00AM-2:00PM \$45.00**

Here's an exciting and interesting excursion behind steam! The 90-ton Baldwin 2-8-2 locomotive is ex Cowlitz, Chehalis & Cascade #15, originally used in the NW logging industry and was restored in 1989, after sitting in a park for 30 years. Travel 9 miles south through scenic farmlands in the Chehalis Valley and wind along the Chehalis River to a siding and trestle at Ruth and return.

**Oregon Rail Heritage Center (SP4449, SP&S700, OR&N197) #3****P715A Saturday, Aug. 29 8:00AM-11:00AM \$20.00****Oregon Rail Heritage Center (SP4449, SP&S700, OR&N197) #4****P715B Saturday, Aug. 29 9:00AM-Noon \$20.00**

See P515 for description

**All tours use commercial transportation.**

A map snippet showing a street intersection. A red arrow points to a blue location pin on a street labeled 'th Ave'. A red diagonal line with the text 'Convention Hotel' is drawn across the map. A road sign for '30' is visible on a road labeled 'Benson Parkway'.

# Portland Daylight Express - Locations

# Portland Daylight Express Company Store

## And Food Event Menus



Recommended  
decal placement

### HO Convention Car.

Our HO scale convention car is a beauty. We are offering a highly detailed covered hopper that has been very common on US railroads and for which the prototype simply shouts "Portland Oregon." The prototype is a PS4750 cubic foot covered hopper that was in production from 1972 until 1981 and remained in service for decades afterward. It will be lettered for "Coast Trading Company" which was painted/purchased in August 1974 and will be available in three prototypically correct numbers (PTLX 14933, 14935, and 14939). The car is being produced by premium quality builder **Tangent Scale Models** and is the first NMRA convention car ever produced by this company. Details will include brown, black, yellow, white, red and blue lettering on a yellow and black car body. There will be printing on underframe, bays and jacking pads, ACI label, COTS panels and white warning rectangles. The car will have a factory applied white panel on each side lettered "CTC" as per the prototype. The car will be equipped with "Made in Oregon" Kadee couplers. The car will come prototypically correct, but we will include a pair of convention logo decals with each model for application by you if you want your car(s) to show the car labeled for our convention. **Tangent** is a builder of "Cadillac" quality HO cars and we are proud to offer this car.

Single car	\$42.95
3-pack (different numbers)	\$125.00

### N Convention Car.

Our N scale convention car is going to be a beauty. We have contracted with the quality N scale builder **Fox Valley** to produce these cars for us. The prototype is a PS4750 cubic foot covered hopper that was in production from 1972 until 1981 and remained in service for decades afterward. It will be lettered for "Coast Trading Company" which was painted/purchased in August 1974 and will be available in three prototypically correct numbers (PTLX 14933, 14935, and 14939). **Fox Valley** will be using the graphic design developed by Tangent Scale Models for the HO convention car and will include brown, black, yellow, white, red and blue lettering on a yellow and black car body. There will be printing on bays, ACI label, COTS panels and white warning rectangles. The car will have a factory applied white panel on each side lettered "CTC" as per the prototype. The car will come prototypically correct, but we will include a pair of convention logo decals with each model for application by you if you want your car(s) to show the car labeled for our convention. Fox Valley is a builder of a high quality N scale cars and we are proud to offer this car.

Single car	\$21.95
3-pack (different numbers)	\$63.00

### Convention Patch \$4.50

We are offering a very nice embroidered patch of our convention logo. The patch is 3.5" square.



### Convention Cloisonné Pin \$3.00

We are offering a nice cloisonné pin by Sundance Marketing. The pin is 1 1/4" square.



### Convention Shirts

See the PDX 2015 Registration form

### LADY'S LUNCHEON

#### F495 Wild Columbia River Salmon Salad \$35.00

Grilled Salmon Over Roasted Beets with Wild Greens, Tomatoes, Chevré, Tamari Roasted Pepitas & Lemon Vinaigrette Bakery Rolls & Butter

Or

#### F496 Roast Beef \$35.00

With Caramelized Red Onions, Smoked Tillamook Cheddar, Crisp Cabbage Slaw, Horseradish Cream Cheese & Ripe Tomatoes on Rustic Bread Seasonal Fruit Salad · Pepperoncini

Desert & drinks included

Plated Cookies & Brownies

Freshly Brewed Villa Rey 100% Rainforest Alliance Certified™ Coffee & Tazo Teas

### AWARDS BANQUET

#### Caesar Salad

Hearts of Romaine with Garlic Croutons & Parmesan Tossed in Caesar Dressing

#### Desert

#### Toffee Luscious Torte

Moist White Cake with Caramel Mousse and Topped with Chocolate Ganache, Toffee Crumbles and Slivered Almonds

### Awards Banquet Choice of three Entres:

#### F790 Chicken Saltimbocca \$68.00

With Mozzarella, Shaved Prosciutto, Sautéed Mushrooms, Sun Dried Tomato Pesto & Spinach Oil with Parmesan Risotto or

#### F791 Poached Wild Salmon \$68.00

With Dill Pollen, Sweet Peas, Radish, Lemon Jasmine Rice & Beurre Blanc or


#### F792 Fire Grilled Ribeye Steak \$68.00

Sautéed Mushrooms, Applewood Smoked Bacon, Peppered Demi-Glace Served with Oven-Fired Red Potatoes Seasonal Vegetables

(Food events purchased during the convention will be at NMRA Registration)



Portland Daylight Express 2015 Extra Fare Schedule and Calculator, August 23 - 29, 2015

Tour/Event Name	No.	Sun. 23	Mon. 24	Tue. 25	Wed. 26	Thu. 27	Fri. 28	Sat. 29	Cost	Qty	Totals
<b>Modeling with the Masters</b>											
Building Structures With Paper	C190	5:30p-10:00p					Circle Scale/Gauge			USD	
Scratch Building A Small Culvert Type Bridge	C291		8:00a - Noon				HO	N	\$48.00		
Scratch Building With Balsa Foam	C292		1:00p - 5:30p				HO	O	\$35.00		
Building A Plastic Structure From City Classics	C293	Part A >	7:00p-10:30p						\$48.00		
Building A Plastic Structure From City Classics	C394	Part B >		8:00a-11:30a			Paid on C293				
Scratch Building Loads For Your Freight Cars	C395			1:00p - 5:30p			HO	N	\$55.00		
Introduction To Building Your Own Turnouts	C396			7:00p-11:00p		S	Sn3	On30	\$48.00		
Introduction To Building Your Own Turnouts	C396			7:00p-11:00p		N	HOOn3	HO	\$55.00		
Introduction To Building Your Own Turnouts	C497				7:30a-11:30a	S	Sn3	On30	\$48.00		
Introduction To Building Your Own Turnouts	C497				7:30a-11:30a	N	HOOn3	HO	\$25.00		
<b>Layout Tours</b>											
Canby/Brooks	L131	9:30a - 4:30p									
Woodland/Kelso/Kalama	L232		8:00a - 4:00p								
Vancouver	L233		7:40a - Noon								
Central Portland Metro	L234		7:30a - Noon								
Washougal/Camas	L235		1:00p - 6:00p								
Tualatin/Tigard	L236		1:30p - 5:30p								
Beaverton	L337			8:00a - Noon							
Eugene/Junction City	L338			7:30a - 4:00p							
Milwaukie/Oak Grove	L339			12:40p-5:00p							
McMinnville/Sherwood	L340			1:00p - 7:00p							
Troutdale/Corbett	L341			1:20p - 6:00p					\$28.00		
Northwest Portland	L351			7:45a - Noon					\$26.00		
Rickreall/Dallas/Corvallis	L442				7:30a - 4:00p				\$25.00		
Southwest Portland	L443				1:10p - 5:00p				\$50.00		
Northwest Vancouver	L444				7:45a - Noon				\$25.00		
La Center/Battle Ground	L445				1:00p - 6:00p				\$25.00		
Woodburn/Keizer	L547					7:45a - 2:00p			\$40.00		
Hillsboro/Cornelius	L548					8:00a - 2:00p			\$35.00		
Chehalis/Olympia	L552					7:30a - 6:00p			\$55.00		
Portland Area Clubs	L649						4:00p-11:20p		\$15.00		
Deer Island	L753							7:30a-12:30p	\$25.00		
Deer Island	L754							1:00p - 6:00p	\$25.00		
MWTM/Layout Tours Total											



Tour/Event Name	No.	Sun. 23	Mon. 24	Tue. 25	Wed. 26	Thu. 27	Fri. 28	Sat. 29	Cost	Qty	Totals
<b>Prototype/Industrial Tours</b>									<b>USD</b>		
Guided Railfan Tour of Columbia Gorge #1	P201		7:50a - 6:00p						\$88.00		
Chelatchie Prairie RR Excursion #1	P216		8:00a-12:00p						\$50.00		
Port of Vancouver Tour	P202		8:30a - Noon						\$25.00		
Chelatchie Prairie RR Excursion #2	P204		12:45p-5:00p						\$50.00		
UP Albina Yard & Engine Facility Tour	P203		1:15p - 5:00p						\$25.00		
Oregon Coast Railroad & Oregon Coast Tour	G364			7:30a - 6:30p			Select on General				
Guided Railfan Tour of Columbia Gorge #2	P301			7:50a - 6:00p					\$88.00		
Portland Bridge & Union Station Tour #1	G368			8:00a - Noon			Select on General				
BNSF Vancouver Yard Tour #1	P306			8:15a - Noon					\$25.00		
Gunderson Car Builders Tour #1	P308			8:15a - Noon					\$30.00		
Tri-Met MAX Light Rail Shops Tour	P305			8:30a - Noon					\$48.00		
Hull-Oakes Lumber Mill Tour #1	P307			9:30a - 4:30p					\$40.00		
Hull-Oakes Lumber Mill Tour #2	P317			11:30a-6:30p					\$40.00		
Gunderson Car Builders Tour #2	P318			11:15a-2:30p					\$30.00		
BNSF Vancouver Yard Tour #2	P314			1:00p - 5:00p					\$25.00		
Guided Railfan Tour of Columbia Gorge #3	P401				7:50a - 6:00p				\$88.00		
Gunderson Car Builders Tour #3	P408				8:15a - Noon				\$30.00		
Mt. Hood Railroad Excursion	P409				8:45a - 5:15p				\$95.00		
Gunderson Car Builders Tour #4	P418				11:15a-2:30p				\$30.00		
SP Fiber Technologies Paper Mill Tour	P410				12:50p-5:30p				\$30.00		
Oregon Rail Heritage Center #1	P515 A					8:00a-11:00a			\$20.00		
Oregon Rail Heritage Center #2	P515 B					9:00a - Noon			\$20.00		
Mt Rainier Scenic RR & Tacoma Rail Tours	P511					8:15a - 8:30p			\$95.00		
Northwest Rail Institute Tour	P512					8:30a - Noon			\$25.00		
Portland Bridge & Union Station Tour #2	G568					1:00p - 5:00p	Select on General				
Spruce Division Cut Up Mill, Pearson Air +	G569					1:00p - 5:00p	Select on General				
Chelalis Centralia Railroad Excursion	P713							8:00a - 2:00p	\$45.00		
Oregon Rail Heritage Center #3	P715 A							8:00a-11:00a	\$20.00		
Oregon Rail Heritage Center #4	P715 B							9:00a - Noon	\$20.00		
When booking please allow at least 2-hours after scheduled arrival of one tour before departure of another tour same day. We cannot guarantee arrival time of return. All tours return to point of departure only.											
Codes: C= Clinic (MWTM), F= Food Event, G= General Interest Tour, L= Layout Tour, P= Prototype Tour											
<div> <div>Prototype/Industrial Tours total</div> <div>General Interest Tours/Food events (from page)</div> <div>MWTM/Layout Tours (from page)</div> <div><b>Grand-total Tours and Events</b></div> </div>											





# 2015 NMRA National Convention August 23 – 29, 2015 Registration Form

Mail to:  
NMRA  
PO Box 1328  
Soddy Daisy TN  
37384

## PERSONAL INFORMATION (Please print clearly)

			Reg #		
Primary Registrant	Last Name	First Name	First Name to Appear on Badge	NMRA Member #	Expiration Date
Title on Badge: [ ] Dr. [ ] Mr. [ ] Mrs. [ ] Miss [ ] MMR [ ] HLM [ ] Fellow					
Email:					
Companion Registrant					
Title on Badge: [ ] Dr. [ ] Mr. [ ] Mrs. [ ] Miss [ ] MMR [ ] HLM					
Email:					
Family Registrant #1					
Family Registrant #2					
Street Address:					
City:		State:	ZIP:	Country:	
Phone:	Email:				
SIG Membership (shown on badge) [ ] LDSIG [ ] OPSIG [ ] PRO [ ] RPM [ ] N [ ] S [ ] G					

## CONVENTION REGISTRATIONS

Standard Registration	\$159	
Companion Registraton	\$80	
Family Registration #1	\$80	
Family Registration #2	\$80	
Grey convention golf shirt (see our website for a picture)	\$30 - [ ] S [ ] M [ ] L [ ] XL [ ] 2XL \$35 - [ ] 3XL Add shipping for US delivery \$5.00 for 1 or 2 shirts Total Fees:	

## PAYMENT

Check/Money Order (payable to "NMRA")	Check No:
Credit Card*: [ ] Mastercard [ ] Visa [ ] Discover [ ] American Express	
Card No:	Expiration Date:
VCD:	
Name (as appears on card):	
Signature:	

\* Credit card information need only be included for mail-in registration.

[www.nmra2015portland.org](http://www.nmra2015portland.org)